

# MODULAR VACUUM GENERATOR



**The Modular Vacuum Generator** is a combination venturi vacuum generator and 3-way valve, contained in a modular body for simplicity and ease of installation. This combination allows the user to control the pressure to the vacuum generator, vacuum from the generator, and other circuit functions as required.

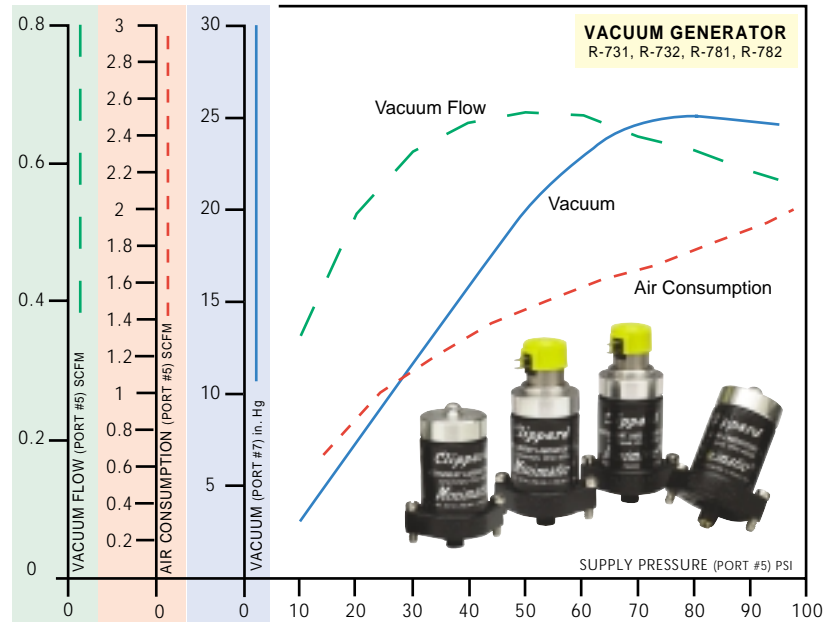
With 60 psig air to the modular generator, a vacuum of 25 in. Hg and 0.6 scfm is generated from the outlet. This vacuum may be used for pick, place, and hold applications, or liquid drawback circuits and is an energy efficient alternative to both electric and multi-stage air powered pumps.

The venturi vacuum generator provides a low cost vacuum source with no required maintenance. It contains a large flow path in a design that is self-cleaning, eliminating the need for a filtered air supply.

The 3-way valve is a proven Clippard modular valve design utilizing micro gap construction for a very short stroke of the balanced spool.

The Clippard modular vacuum generator uses a Delrin® body with a central valve cavity surrounded by (8) independent air passages that terminate at the base of the body in a circular, octoport pattern. The body mates with a manifold subplate (sold separately) that mounts the complete module and provides #10-32 tapped holes for standard hose fittings. A single octoport gasket (included with the module), held in place by two mounting screws, insures a positive seal.

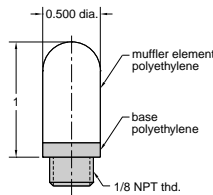
**Performance:** Clippard modular vacuum generators provide high vacuum flow with high vacuum levels and are field adjustable. The adjustment screw at the base of the modular allows setting to the optimum performance needed to perform the task.



## Muffler 3849-1



The 3849-1 muffler is constructed of durable polyethylene with a 1/8" NPT male thread which installs in the extension of either the R-101-10 or R-11-10 subplate.



## Gauge VG-30

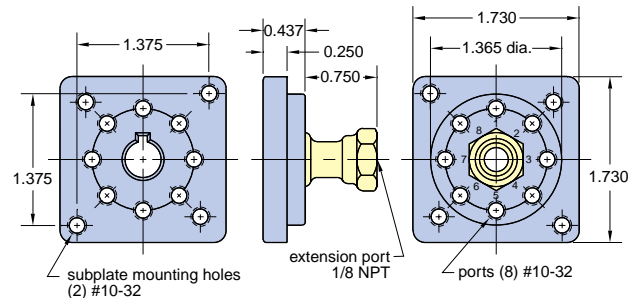
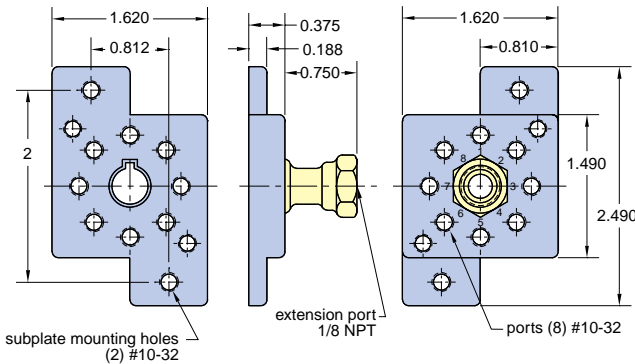


**Inlet Vacuum:** scale reading from 0 to -30 in. Hg. & 0 to -1 bar

**Construction:** black case, plastic face, dial shows two ranges; in. Hg in black, bars in red; built-in pressure snubber

**Ports:** connection located at rear is threaded both O.D. - male thread 1/8" NPT I.D. - tapped for #10-32 fitting

**Mounting:** Stud mount using 1/8" NPT center stud or panel mount using the zinc plated steel bracket supplied.



## Subplate Dimensions

The **R-101-10** subplate mounts to mounting strips with #10-32 screws and lockwashers provided. Ports on module base are numbered in the same pattern as on the subplate, making piping easy to identify. Module stem is keyed to fit center hole in subplate; assures fast insertion and proper positioning.

**R-111-10** subplate mounts in 1 3/8" hole in electrical box, control panel. Mounting screws and gasket provided seal subplate to mounting plate.

